

LED TECHNOLOGY

50,000 Hours Life, 100 Watt, 120-277VAC 60Hz

Applications:

High Bay, Low Bay Lighting

Features:

- 100W LED Replaces a 300W HID or MH Unit
- Cold Forged Aluminum Body
- 120 Degree Beam Angle
- 6Ft Power Cord
- 0~10 Volt Dimmable
- UL listed for Wet Location
- Accessories Sold Separately(Options)

Accessories:

Battery Backup



Add (BK) at end of model when ordering

Motion Sensor



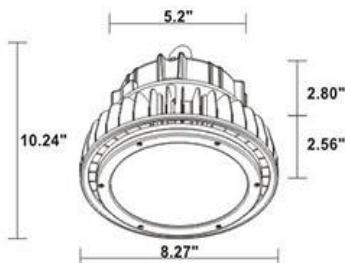
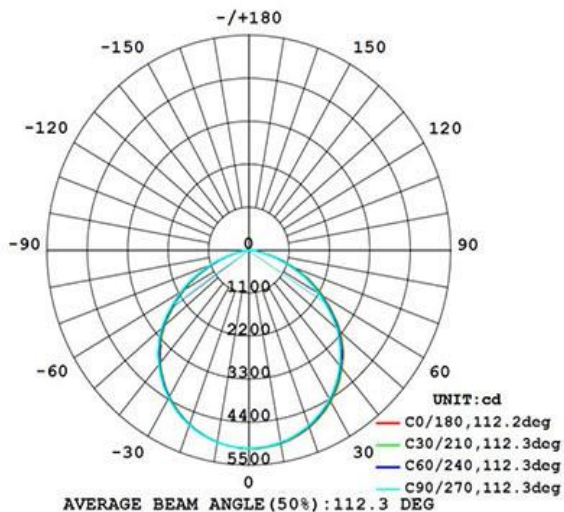
Add (MS) at end of model when ordering



Specification:


Input Line Voltage:	120-277VAC
Input Power	100W
Input Line Frequency	60Hz
Lamp Life (Rated)	50,000hrs
Minimum Starting Temp	-20°C/-4°F
Maximum Operating Temp	45°C/113°F
CCT	5000K
CRI	≥80
Lumens	13000
CBCP	5079
Dimmable	10% 0~10V

LED: LM-80 Certified High Performance Branded LG LED Chips
DRIVER: Constant-current Sosen LED power supply.



ALSO AVAILABLE
in 4000 Kelvin
#HL100UFX/840

Weight: 8.4lb



Note: The curves indicate the illuminated area and the average illumination when the luminaire is at different distance.

WARRANTY

* 5-YEAR

Model:#	Description	wattage	lumens
HL100UFX/850	100Watt Hard Wire LED Light Black Body, Day Light	100W	13000

