

## LED TECHNOLOGY

50,000 Hours Life, 150 Watt, 120-277VAC 60Hz

### Applications:

High Bay, Low Bay Lighting

### Features:

- 150W LED Replaces a 450W HID or MH Unit
- Cold Forged Aluminum Body
- 120 Degree Beam Angle
- 6Ft Power Cord
- 0~10 Volt Dimmable
- UL listed for Wet Location
- Accessories Sold Separately(Options)

### Accessories:

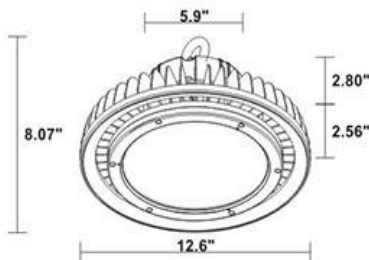
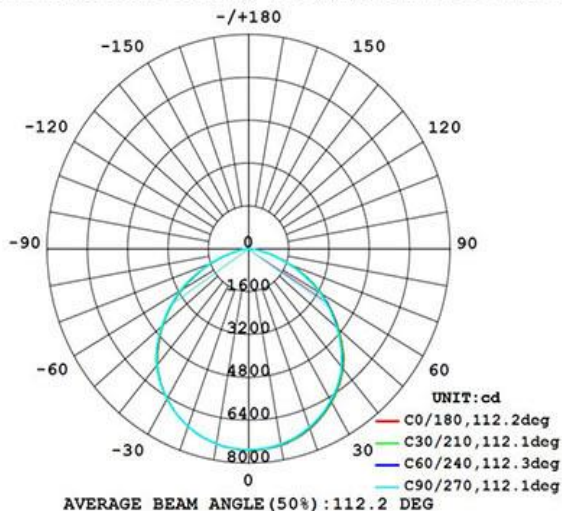
Battery Backup



Motion Sensor



Add (BK) at end of model when ordering    Add (MS) at end of model when ordering



ALSO AVAILABLE  
in 4000 Kelvin  
#HL150UFX/840

Weight: 9.0lb

### WARRANTY

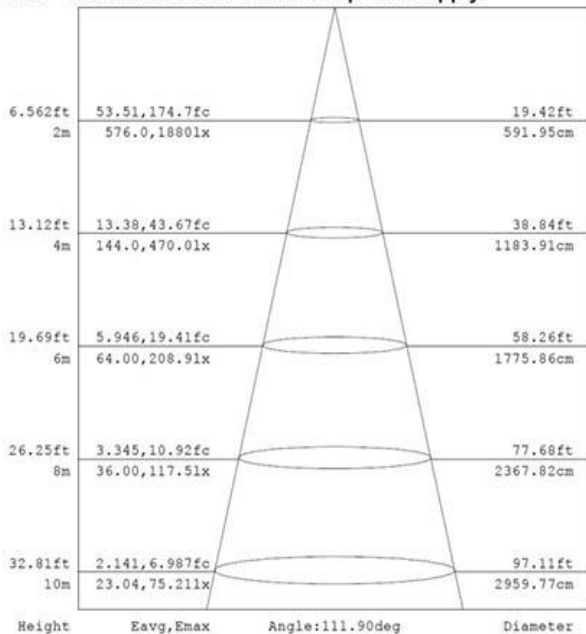
\* 5-YEAR



### Specification:

Input Line Voltage:	120-277VAC
Input Power	150W
Input Line Frequency	60Hz
Lamp Life (Rated)	50,000hrs
Minimum Starting Temp	-20°C/-4°F
Maximum Operating Temp	45°C/113°F
CCT	5000K
CRI	≥80
Lumens	19500
CBCP	7522
Dimmable	10% 0~10V

LED: LM-80 Certified High Performance Branded LG LED Chips  
DRIVER: Constant-current Sosen LED power supply.



Model:#	Description	wattage	lumens
HL150UFX/850	150Watt Hard Wire LED Light Black Body, Day Light	150W	19500

